

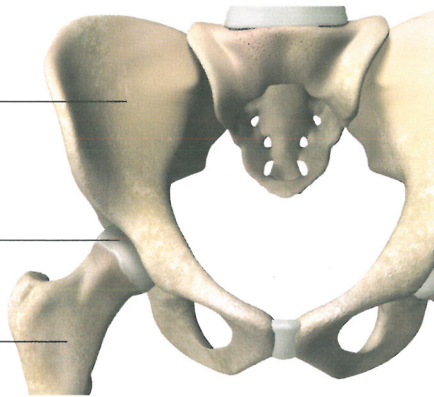
Total Hip Replacement

A Normal Hip

Pelvic Bone

Healthy Cartilage

Femur (thigh bone)

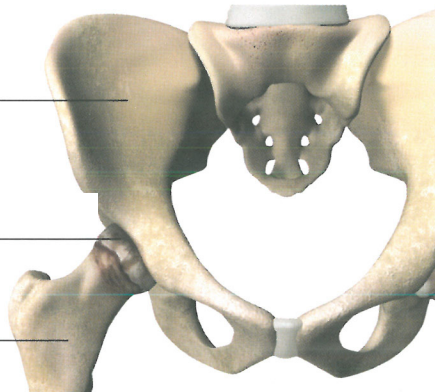


An Arthritic Hip

Pelvic Bone

Diseased Cartilage

Femur (thigh bone)

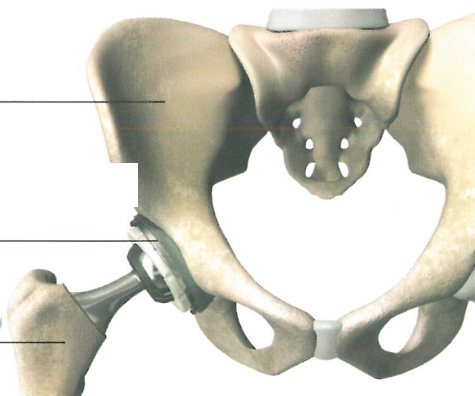


A Replaced Hip

Pelvic Bone

Hip Implant

Femur (thigh bone)



A hip replacement restores the worn surfaces by removing the diseased bone-ends and resurfacing them with a combination of metal, plastic, or ceramic components. The new hip allows a natural, gliding motion of the joint.

Hip replacement can help relieve pain and restore motion in your hip.

Orthopedics

BARNES JEWISH
Hospital
BCH HealthCare

 **Washington**
University in St. Louis
Physicians

NATIONAL LEADERS IN MEDICINE

(314) 514-3500 | ortho.wustl.edu